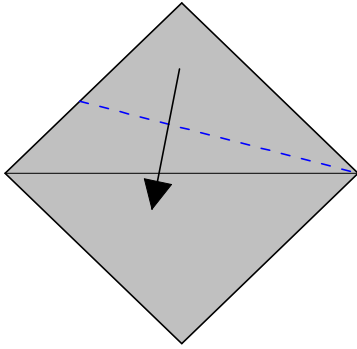
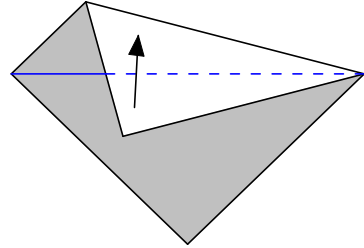


Pelican by Joshua Koppel

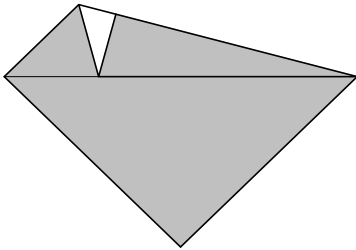
Begin with a square with the desired side up.



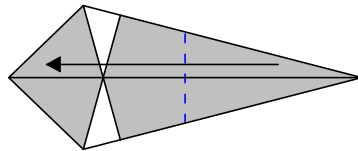
1. Fold 2/3 over.



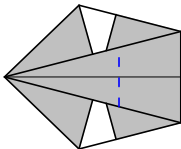
2. Fold edge to edge.



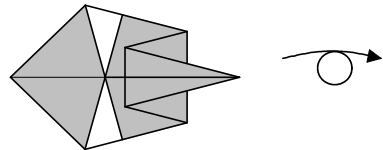
3. Repeat steps 1 and 2 on other side.



4. Fold the one point to the other.

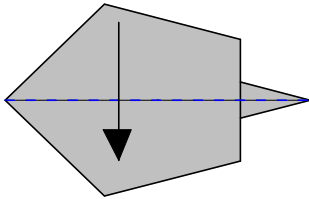


5. Fold point over.

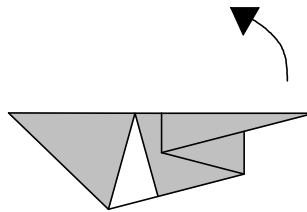


6. Turn over.

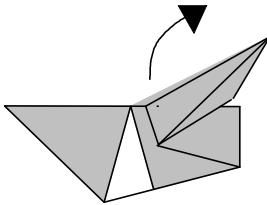
Pelican by Joshua Koppel Diagramed 12/15/2000



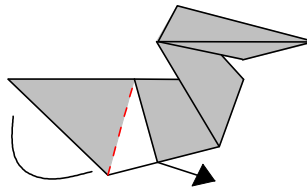
7. Fold in half.



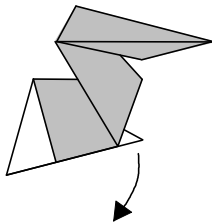
8. Pull point up and pop out inner layer.



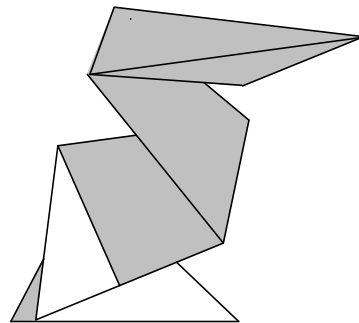
9. Pull neck up.



10. Inside-reverse tail.



11. Pull feet down.



12. The completed Pelican.