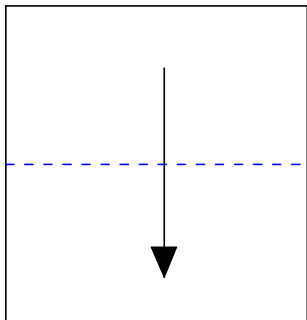
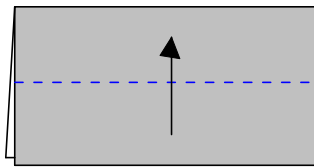


Butterfly by Joshua Koppel (4/27/01)


Begin with a square with the colored side down. A 3 inch square makes a 2.5 inch model.



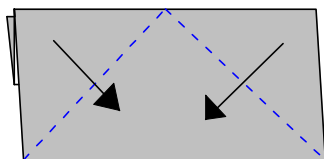
1. Fold in half.



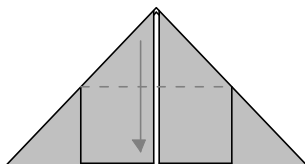
2. Fold bottom edge up.



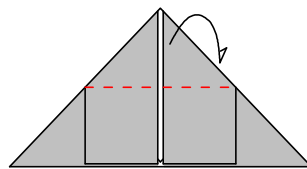
3. Turn over.



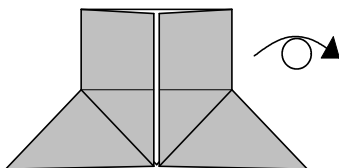
4. Fold corners down.



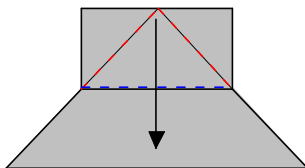
5. Fold internal point down.



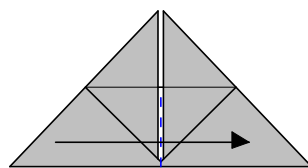
6. Fold point back.



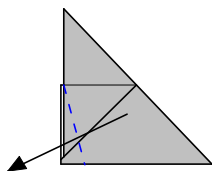
7. Turn over.



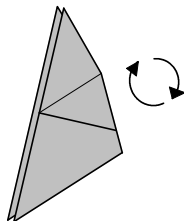
8. Fold top center down.



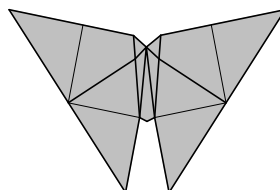
9. Fold in half.



10. Fold wing over.
Repeat behind.



11. Spread wings then
turn model upright.



12. The finished butterfly.