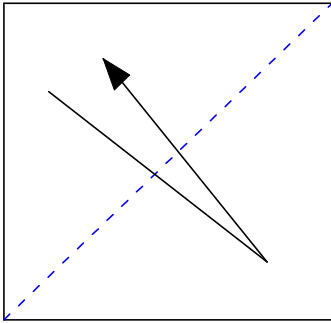
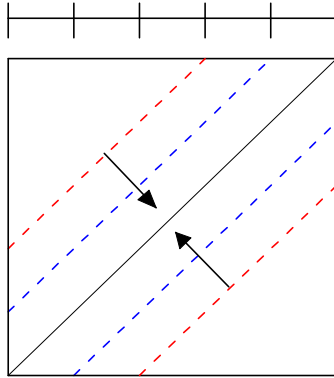


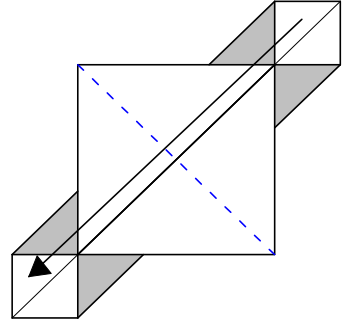
# Birds of the Sun God by Hisa Amimoto



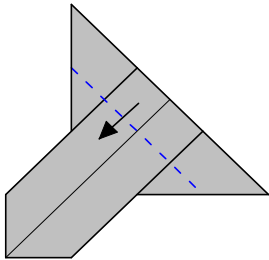
1. Fold and unfold.



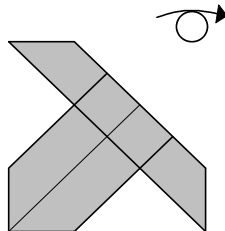
2. Pleat in fifths.



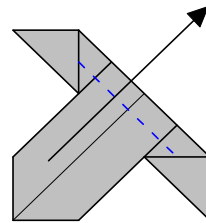
3. Fold in half.



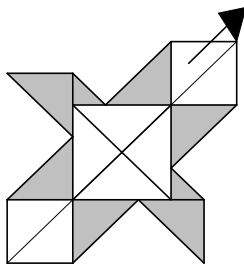
4. Fold wing in half.



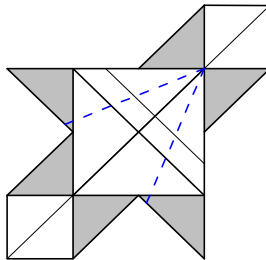
5. Turn over.



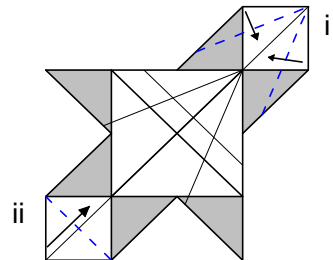
6. Open as indicated.



7. Pull point out.

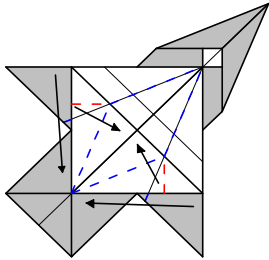


8. Fold and unfold.

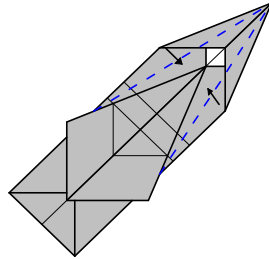


9. i fold edges in.  
ii fold point up.

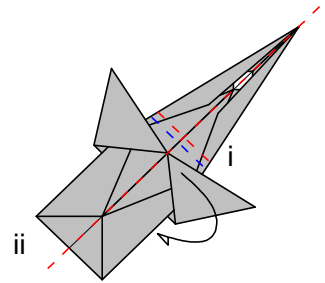
# Birds of the Sun God by Hisa Amimoto



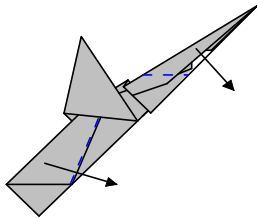
10. Make rabbit ears.



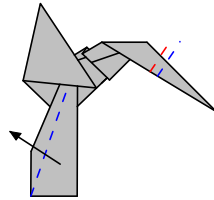
11. Fold edges in.



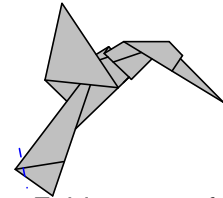
12. i Make a small pleat.  
ii Fold in half.



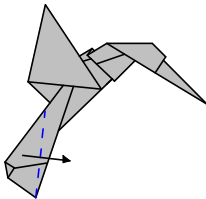
13. Two outside-reverse folds.



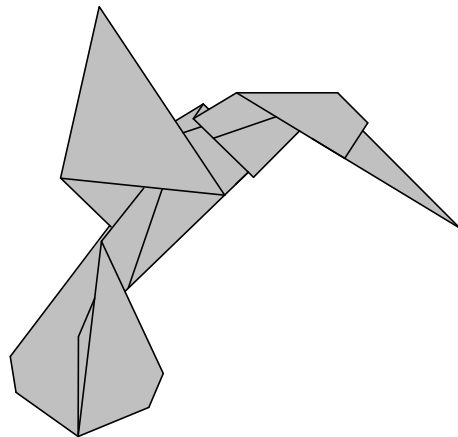
14. Pleat beak.  
Fold tail flaps  
up on both sides.



15. Fold corner of tail  
on both sides.



16. Fold one layer of tail over.



The completed "Bird of the Sun God"